

Reading Mastery
Memory

Letter Sounds

Materials and Directions

Materials:

~ letter cards

How To Play:

1. Print out and cut apart of the letter sound cards.
2. Mix the cards up and lay them face down.
3. Take turns flipping over two cards at a time. Say the sounds of the letters on the cards. If they match, you keep them. If they do not match, flip them back over.



a



m



s



e



r



d



a



m



s




e



r



d



f



i



th




t



n



c



f



i



th




t



n



c



o



a



h




u



g



l



o



a



h



u



g




i



w



sh



I



k



o




v



w



sh



I



k



o



v



p



ch



e



b



ing



i



p



ch



e



b



ing



i



y



er



x



oo



J



y



y



er



x



oo



J



y





Reading Mastery
Sounds- Orange
Program

For additional cards,
practice the first set
as well.



al



ar



ch



ea



ee



er



al



ar



ch



ea



ee



er



ing



oo



ou



qu




sh



th



ing



oo



ou



qu



sh



th

wh



wh

