



## ***Naviance For Students***


Naviance is a comprehensive personalized planning for postsecondary success website that students can use for college, career, and scholarship searches. Naviance is available to students in grades 9 to 12 at Valley Forge High School and Normandy High School.

Naviance Student allows students to:

- Get involved in the planning and advising process – Build a resume, complete online surveys, and manage timelines and deadlines for making decisions about colleges and careers
- Research colleges – Compare GPA, standardized test scores, and other statistics to actual historical data from our school for students who have applied and been admitted in the past
- Research careers – Research hundreds of careers and career clusters, and take career assessments
- Create plans for the future – Create goals and to-dos, and complete tasks assigned by the school to better prepare your student for future college and career goals.


## ***Naviance Student Log-In***

1. Use your district issued chrome book
2. <https://id.naviance.com/>
3. Sign-in with Clever



## Naviance Parent Log-In

1. If you are new to Naviance and do not have a Parent Account, please contact any of the following staff members to obtain a registration code
  - a. Bridget Plummer [plummerb@parmacityschools.org](mailto:plummerb@parmacityschools.org)
  - b. Chuck Caldwell [caldwellc@parmacityschools.org](mailto:caldwellc@parmacityschools.org)
  - c. Kristen Plageman [plagemank@parmacityschools.org](mailto:plagemank@parmacityschools.org)
2. <https://id.naviance.com>  
Select I'm new and need to register!



**Please choose your user type.**  
This allows Naviance to help you log in the way your school and district prefers.



Student



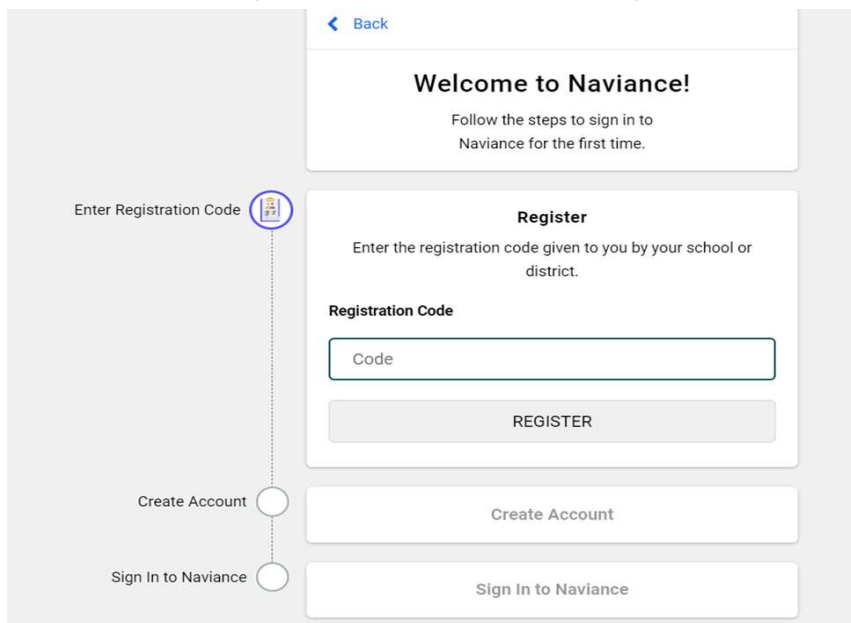
Parent or Guardian



Alumni

I'm new and need to register!

Enter provided registration code and click register



The screenshot shows a mobile app interface for Naviance. At the top, there is a 'Back' button. Below it is a 'Welcome to Naviance!' message with instructions to follow steps for first-time sign-in. The main section is titled 'Register' and asks the user to enter a registration code. It features a text input field labeled 'Code' and a 'REGISTER' button. Below the registration section are two buttons: 'Create Account' and 'Sign In to Naviance'. On the left side, there is a vertical navigation menu with three items: 'Enter Registration Code' (which is highlighted with a blue circle and a dotted line), 'Create Account', and 'Sign In to Naviance'.

## ***Recommended Naviance Activities***

Naviance activities have been assigned to all students. Please refer to below table on activities recommended per grade level.

### ***ACTIVITIES***

<b><u>Grade</u></b>	<b><u>Activity 1</u></b>	<b><u>Activity 2</u></b>	<b><u>Activity 3</u></b>	<b><u>Activity 4</u></b>	<b><u>Activity 5</u></b>
9th	Naviance AchieveWorks Learning and Productivity  (Self Discovery Tab)	Career Interest Profiler  (Self Discovery Tab)	Add a SMART Goal  (Planner Tab then under Tasks Assigned to Me Tab)		
10th	Strengths Explorer  (Self-Discovery Tab)	Review/Revise SMART Goals  (Planner Tab then under Tasks Assigned to Me Tab)	Supermatch  (Colleges Tab then Under Find Your Fit Tab)	Game Plan Survey  (Planner Tab Then Under Tasks Assigned to Me Tab)	
11th	Naviance AchieveWorks Intelligences  (Self-Discovery Tab)	Naviance Advanced College Search  (Colleges Tab then Under Find Your Fit Tab)	Build a Resume  (Planner Tab Then Under Tasks Assigned to Me Tab)	Review/Revise SMART Goal  (Planner Tab Then Under Tasks Assigned to Me Tab)	
12th	Review Resume  (Under student initials Tab-Upper Right Drop down Menu Tab, Then Under Documents and notes, Click Resume then you can click on add/update from there)	Naviance College Search  (College Tab then Find Your Fit Tab)	College Process Walk-thru  FAFSA, applications  (Colleges Tab then College Resources Tab)  Scholarships (Colleges Tab then Scholarships and Money Tab)	Review Resume  (Under student initials Tab-Upper Right Drop down Menu Tab, Then Under Documents and notes, Click Resume then you can click on add/update from there)	Graduation Survey (Planner Tab then Tasks Assigned To Me Tab)

## ***Resources for Naviance***

[Naviance Student Overview](#)- this includes a link to how to use google translate with Naviance (15 mins)